



District Report Card: 2017


State: Bihar	District: Arwal
Class: 3	Subject: Language
Schools: 61	Students: 1183


Participation/Coverage


Students

<div>GENDER</div> <div></div>	Boys		Girls	
	Number	%	Number	%
	547	46.24	636	53.76

<div>AREA</div> <div></div>	Rural		Urban	
	Number	%	Number	%
	1089	92.05	94	7.95

<div>CATEGORY</div> <div></div>	SC		ST		OBC		GEN	
	Number	%	Number	%	Number	%	Number	%
	241	20.37	7	0.59	895	75.66	40	3.38

<div>CWSN</div> <div></div>	LD	VI	HI	S&LD	ID	Oth
	3	3	3	0	4	0

<div>Management</div> <div></div>	Government		Government-aided	
	Number	%	Number	%
	1183	100.00	0	0.00

Average Performance of Students in Language (%)

Overall	Gender		Area		Management		Social Group			
	Male	Female	Rural	Urban	Govt.	Aided	SC	ST	OBC	GEN
61.07	60.67	61.40	60.09	72.41	61.07	0.00	57.76	69.52	61.44	71.17

Performance on Learning Outcomes (LOs)

Learning Outcomes	Description	Average Performance(%)
L304	Reads small texts with comprehension i.e., identifies main ideas, details, sequence and draws conclusions	61.46
L312	Reads printed scripts on the classroom walls: poems, posters, charts etc.	60.27

Range of Performance of Students who Answered Correctly							
Below 30%		30% - 50%		50% - 75%		Above 75%	
Number	%	Number	%	Number	%	Number	%
148	12.51	209	17.67	470	39.73	356	30.09

Lowest Performing Learning Outcomes (LOs)

1 - Reads printed scripts on the classroom walls: poems, posters, charts etc. (60.27)

2 - Reads small texts with comprehension i.e., identifies main ideas, details, sequence and draws conclusions (61.46)